


Series ERT2200.../PS... 12Vdc / 230Vac Combination Temperature Control Package



Comprises a 230Vac Output Switching PS... Powerboard connected by a 12 Vdc Multi-Core Cable to the ERT200... Room Interface Controller

General

The combination of PS... Powerboard and ERT220... Room Interface Units offer many differing control options.

The ERT220... is a very attractive unit with an easy to read display, that lends itself to many HVAC applications especially in the commercial and residential fields.

Its Ivory colouring makes it especially Attractive and allows it to blend with almost any décor.

Features

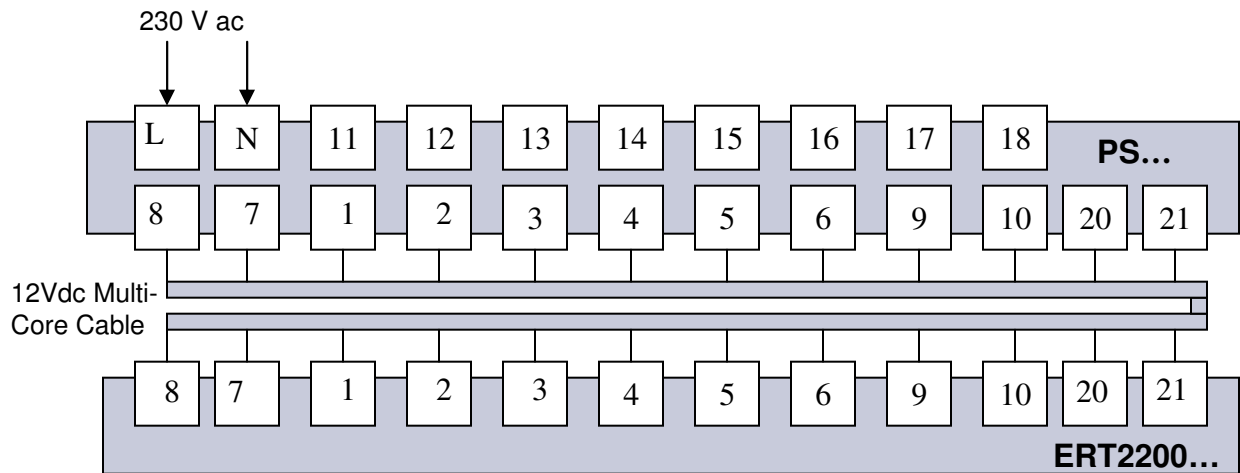
- 230 Vac
 - 10 – 30 °C
 - LCD Display of:
 - Temp. – Ambient & Setpoint
 - On / Off – Fan Speed
 - Modes: Heat-Cool / Auto Heat / Cool
 - Fan Only – Auto Fan
 - Offset Temp. reading adjustment
 - Weekly Programme
 - Options include:
 - External Temp. Sensors
 - 0 -10 Vdc Input Signals
 - Fault Inputs
 - Window Contacts
 - Infra-Red
- etc...

Models

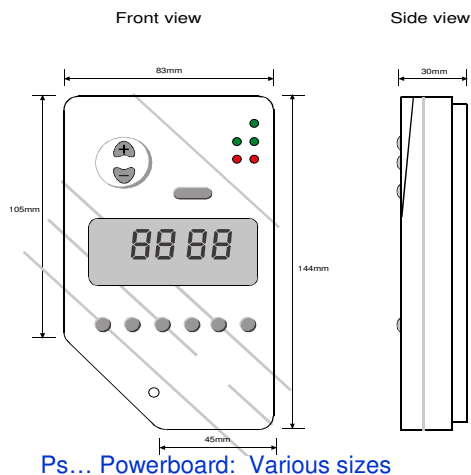
With the technical flexibility this control package offers it is not possible to enumerate all the existing and potential control combinations that can be made available. However, consideration of the Indicative Electrical Diagram shown on Page 2 will give an insight to what can be made available.

Indicative Electrical Diagram

Terminals are allocated depending upon the specific models requirements as:
 Switched Outputs Fan – Heat – Cool – Humidity etc..
 Inputs for: Faults – Temp. Sensors – 0-10 Vdc Signals – Window Contacts etc..



Dimensions



Specifications

Temperature Range	10° - 30°C
Weight ERT2200	0.25 Kg. : PS... Various
Scale	°C
Color	White
Accuracy	±1°C
Plastic	PC/ABS
Flammability	UL94V-0
Temperature Input	Thermistor 50K@25°C

Accessories

Part Number	Description
TS01	Temperature Sensor - 80 cm Cable
RS01	Temperature Sensor - Room
RS02	Average Temperature Sensor - Room
WP2	Decorative Back Plate