


M6000-T1-T2-AN

M6000 (12V)



PS104 (230 Vac)



Multi-stage display controller with 6 individually programmable outputs, Plus 2 outputs for Fan & 2 temperature sensors and Fault Ind.

General

The M6000-T1-T2-AN controller is a unique multi-stage display controller. As opposed to many complicated units, the M6000-T1-T2-AN makes it incredibly easy to pre-set stages and all other parameters. This, plus the 6 individually programmed outputs, gives users the unique ability to “custom-build” their entire HVAC control system.

The M6000-T1-T2-AN offers the following:

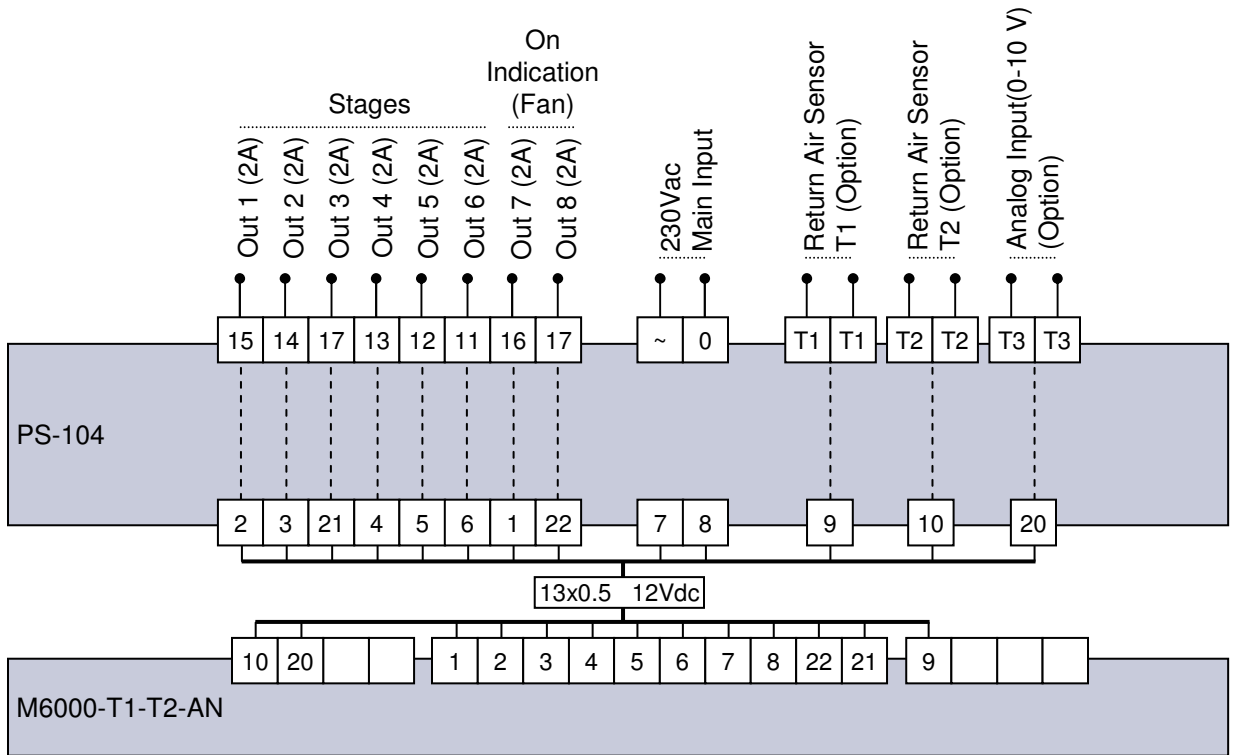
- 6 outputs- fully programmable
- 2 outputs for On Indication (fan)
- Input for 2 temperature sensors to be used separately for each output. (SCI sensors)
- Analog Inputs (0-10Vdc) to be used separately for each output (humidity, pressure, water flow, etc)

The M6000-T1-T2-AN is suitable for even the largest of applications such as chillers and large air-handling units.

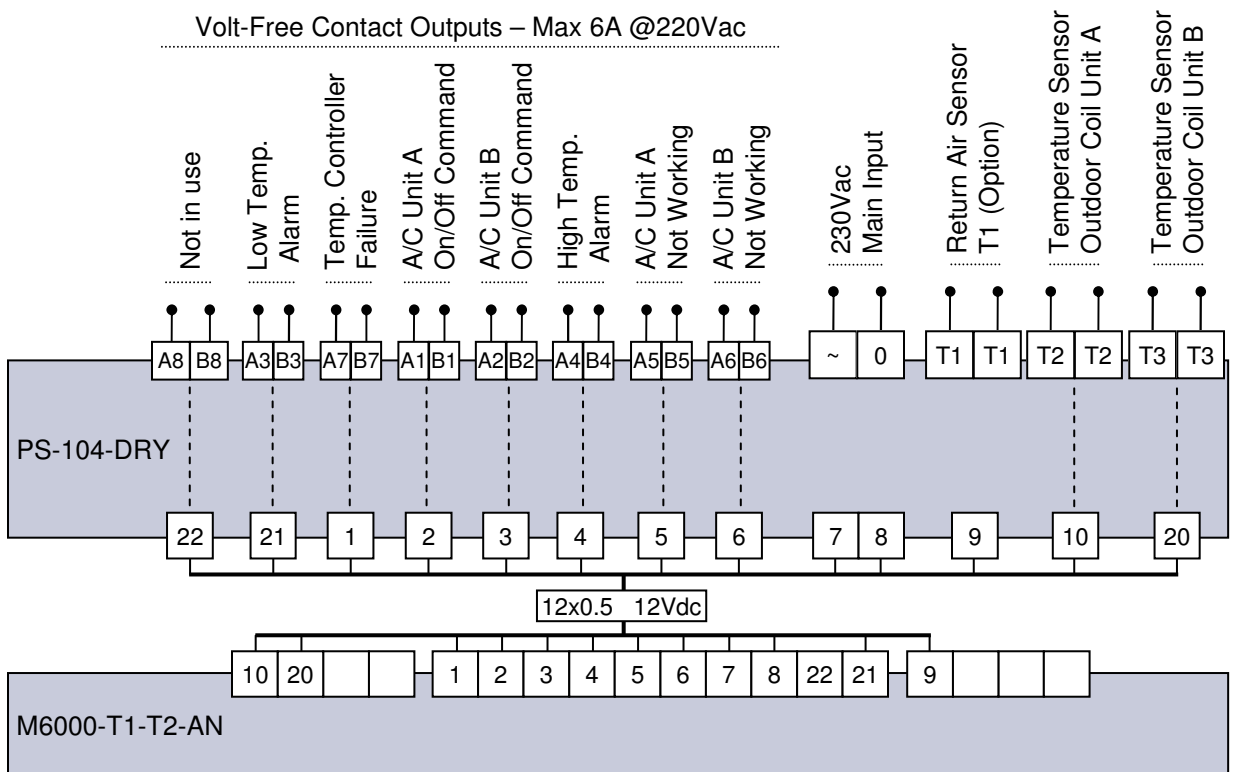
Features

- Main Supply - 230Vac with power supply.
- Range temperature from 0°C-65°C
- Range set point for each output 0°C-60°C
- 6 programmable outputs, each output corresponds to a stage- parameters that can be set are:
 - Set point (temperature)
 - Input to operate by: logic, T1 or T2 (2 different temperature sensors) – inputs may be combined
 - Differential (ΔT between stages)
 - Logic for output- COOL or HEAT
- Example:** Humidifier - If HEAT is selected, output will be activated only if set point is HIGHER than actual humidity
- Compressor delay – Yes or No
- All outputs have Random start
- Analogue input can be set for different scales (0 to 100 as % or 0 to adjustable)
- Fault input – Normally Open (all unit OFF)

Electrical Diagram – Connection to PS-104



Electrical Diagram – Connection to PS-104-DRY



Sample Application

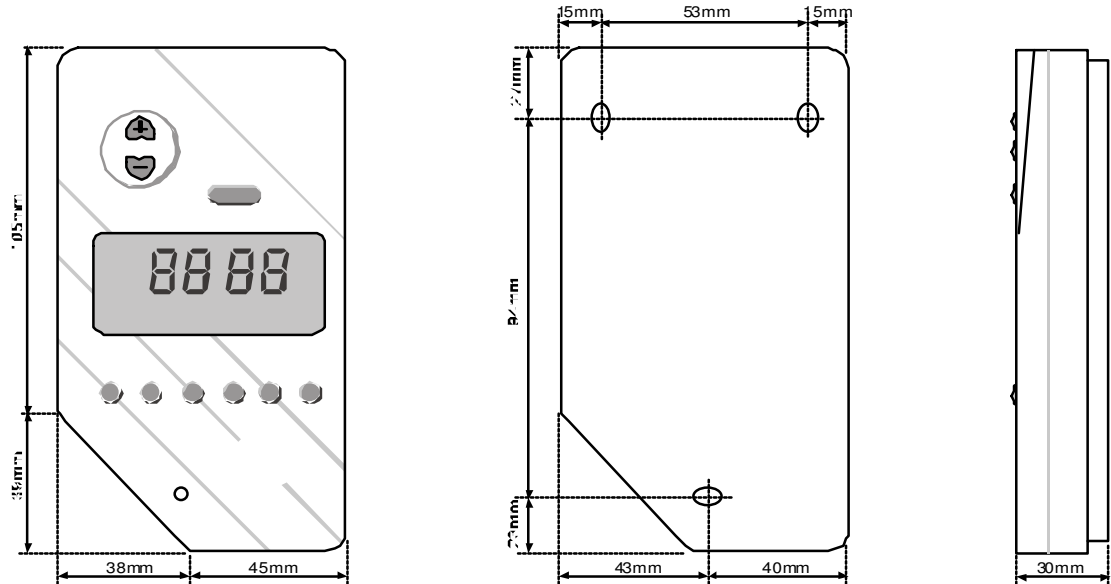
Air Handler with:

- 2 stages of cool (compressors)
- 2 stages of heat
- Humidifier
- Outdoor Temperature Sensor
- Dehumidifier with stage cool 1
- Fresh Air damper based on outdoor temp.

Configuration for Sample Application

Stage/ Output	System connection	Control By	Logic	Setting	Remarks
1	Cool 1 (Compressor)	T1+Analog	Cool	Tset – 20 An On – 55 An Off - 70	First stage of cool and Dehumidifier With Time Delay (Td 1) Differential 2°C
2	Cool 2 (Compressor)	T1	Cool	Tset - 25	Second stage of cool to start on 25°C With Time delay (Td 1) Differential 2°C
3	Humidifier	Analog	-	An On – 50 An Off - 40	Humidifier set point 50% With a dead band of 10% bellow
4	Heat 1	T1	Heat	Tset - 25	First stage of Heat and reheat when Dehumidifier On No time delay (Td 0) Differential 2°C
5	Heat 2	T2	Heat	Tset - 3	This is for Freeze protection – based on outdoor temperature
6	Fresh Air Damper	T2	Heat	Tset – 21	The fresh air damper will open only when the outdoor temperature will be less than 21°C
7	Fan for Cool	On	-	-	This output will switch on the fan when outputs 1 to 3 are active
8	Fan for Heat	On	-	-	This output will switch on the fan when outputs 4 to 6 are active

Dimensions



Specifications – M6000

Temperature Range	10 °C ÷ 30 °C
Weight	0.25 Kg
Scale	°C
Color	White
Accuracy	1 °C
Plastic	PC/ABS
Flammability	UL94V-0
Temperature Input	50K@25 °C

Dimensions –PS104

Length	147 mm
Width	87 mm
Height	40 mm
Weight	0.368 Kg

Accessories

Part Number	Description
PS-104	Power Supply
PS-104-DRY	Power Supply with volt-free contacts
RS01	Temperature Sensor into decorative box
TS01	Temperature Sensor - 80 cm Cable
RS02	Average Temperature Sensor into decorative box
RS03	Room Temperature Sensor ±3 °C
DT02	Duct Temperature Sensor